

With some help from the downward-trending Arkansas and Louisiana, Rhode Island managed to hop away from last place on the RI Center for Freedom & Prosperity's Jobs & Opportunity Index (JOI) in November, moving from 49th to 47th. The November edition includes new numbers for seven of the 12 datapoints.

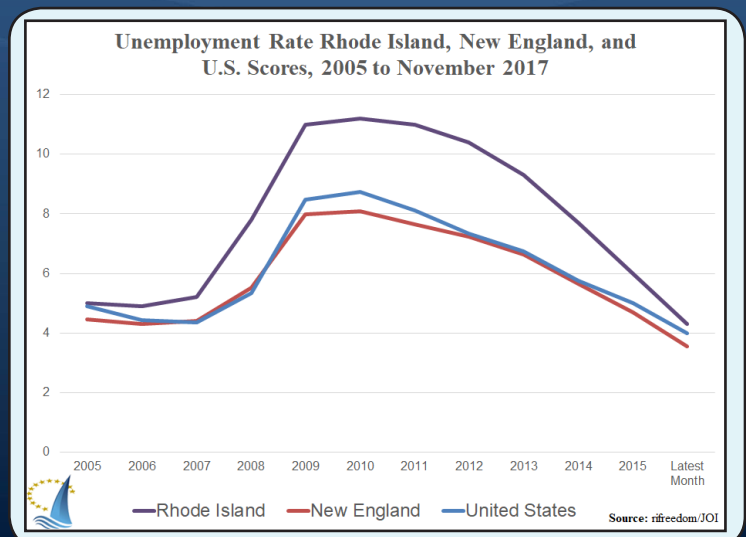
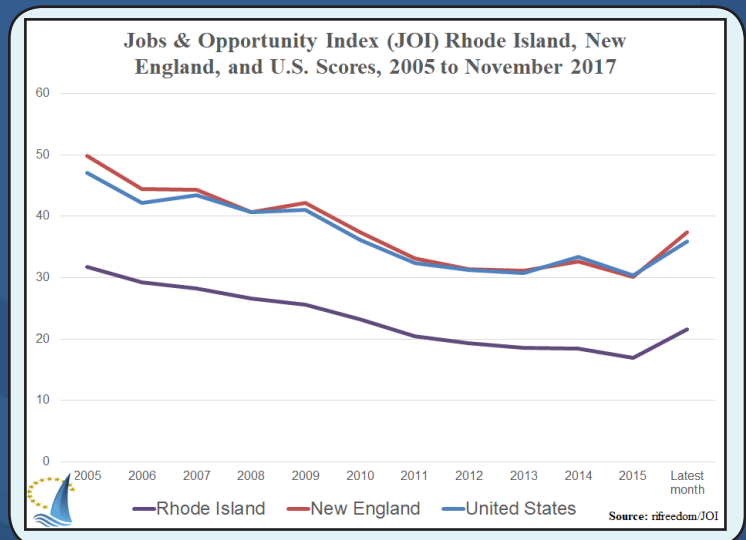
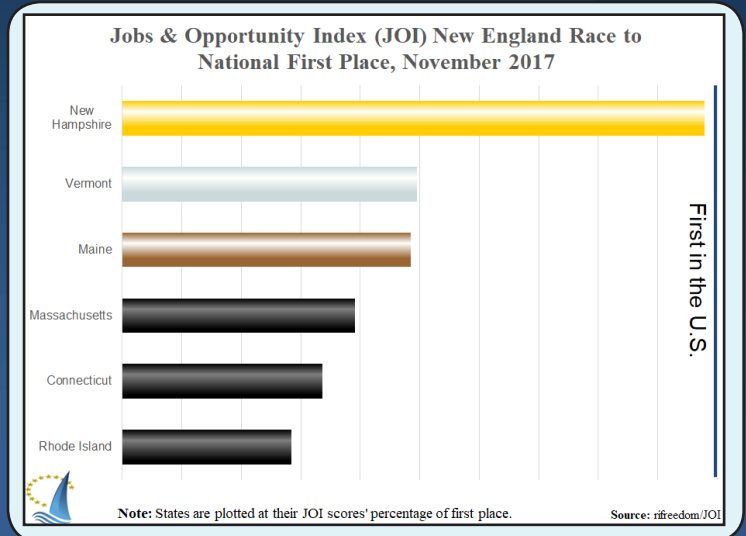
Employment was down again, 519 from the previously recorded number, while labor force edged up 226. Owing to a significant upward revision of October's numbers, RI-based jobs increased 1,900. Personal income, although still down from the first quarter, increased an annualized \$225 million (about 0.5%), while state and local taxes increased by \$20 million (about 0.6%). On the welfare side, Medicaid increased by 180 enrollees, while SNAP (food stamps) dropped again, by 628. (Problems providing the benefit may indicate that the decrease isn't based on Rhode Islanders' need, but on the system's failure.)

The first chart at right shows Rhode Island still in the last position in New England, 47th in the country. Regional leader New Hampshire slipped to 2nd for the first time in a long time, losing out to Wyoming. Vermont and Maine both fell, although only to 18th and 20th place, respectively. Massachusetts remained at 31st, but Connecticut fell into the bottom 10 with Rhode Island and is now 41st.

The second chart shows the gap between RI and New England and the U.S. on JOI. In both cases, RI's gap eased a little. Switching to the official unemployment rate, RI's gap narrowed more slightly.

Results for the three underlying JOI factors were:

- **Job Outlook Factor** (optimism that adequate work is available): RI remained 21st.
- **Freedom Factor** (the level of work against reliance on welfare programs): RI remained 41st.
- **Prosperity Factor** (the financial motivation of income versus taxes): RI remained 47th.



Jobs > Jobs & Opportunity Index (JOI) > Monthly Snapshot > November 2017 > 2

	JOI			Job Outlook Factor			Freedom Factor			Prosperity Factor		
	Rank	Trend	Score	Rank	Trend	Score	Rank	Trend	Score	Rank	Trend	Score
Wyoming	1	👍	75.6	27	👎	5.8	1	👎	10.0	3	👎	8.9
New Hampshire	2	👎	74.0	9	👎	7.9	4	👎	8.3	2	👎	9.1
Utah	3	👎	67.7	13	👎	7.3	2	👎	9.9	14	👎	7.5
North Dakota	4	👎	63.9	1	👎	10.0	3	👎	9.4	27	👎	6.6
South Dakota	5	👎	52.6	2	👎	8.2	8	👎	6.8	19	👎	7.2
Kansas	6	👍	51.4	15	👍	7.1	5	👍	7.9	25	👎	6.7
Virginia	7	👎	50.9	25	👎	5.9	7	👎	7.5	18	👎	7.3
Idaho	8	👎	47.6	11	👍	7.4	12	👎	5.6	10	👍	7.7
Colorado	9	👎	45.2	8	👍	7.9	15	👎	5.1	16	👎	7.4
Iowa	10	👎	43.8	5	👎	8.1	14	👎	5.2	20	👎	7.1
South Carolina	11	👍	43.1	19	👎	6.4	27	👍	4.2	4	👎	8.7
Nebraska	12	👎	42.1	7	👎	8.0	6	👎	7.9	44	👎	5.3
Montana	13	👎	41.4	20	👎	6.3	28	👎	4.2	6	👎	8.4
Wisconsin	14	👍	40.2	12	👎	7.4	10	👎	5.8	31	👍	6.3
Hawaii	15	👎	39.6	16	👎	7.1	26	👎	4.2	13	👎	7.6
Alaska	16	👍	37.8	50	👎	4.1	42	👎	3.6	1	👎	10.0
Alabama	17	👍	37.6	30	👎	5.6	35	👍	4.0	7	👎	8.2
Vermont	18	👎	37.5	4	👎	8.2	22	👍	4.5	29	👎	6.5
Oklahoma	19	👍	36.9	17	👎	6.7	36	👎	4.0	17	👎	7.4
Maine	20	👎	36.7	24	👎	5.9	24	👎	4.4	15	👎	7.5
Indiana	21	👍	36.3	3	👎	8.2	17	👎	4.9	35	👎	6.0
Maryland	22	👍	35.3	28	👎	5.8	18	👎	4.9	24	👍	6.8
Texas	23	👎	34.9	23	👎	6.0	23	👎	4.5	22	👎	7.0
Arizona	24	👎	33.1	39	👎	5.0	40	👎	3.7	8	👎	7.9
North Carolina	25	👎	33.1	29	👎	5.8	16	👍	4.9	33	👎	6.3
Missouri	26	👍	32.2	14	👎	7.1	11	👎	5.6	45	👎	5.3
Nevada	27	👍	32.1	49	👎	4.3	29	👍	4.2	11	👍	7.6
Washington	28	👎	31.7	32	👎	5.5	30	👎	4.2	23	👍	6.8
Oregon	29	👍	31.5	26	👎	5.9	39	👍	3.8	21	👍	7.0
Georgia	30	👎	31.0	36	👎	5.2	21	👍	4.6	30	👎	6.4
Massachusetts	31	👎	29.6	18	👎	6.4	19	👎	4.8	41	👎	5.5
Mississippi	32	👍	28.9	46	👎	4.7	46	👍	3.3	12	👎	7.6
Florida	33	👎	28.7	43	👎	4.8	34	👎	4.1	26	👎	6.7
Michigan	34	👎	28.7	35	👎	5.4	33	👍	4.1	32	👎	6.3
New Jersey	35	👎	28.4	42	👎	4.9	13	👎	5.5	43	👎	5.4
Tennessee	36	👍	27.1	22	👎	6.0	37	👎	4.0	37	👎	5.8
West Virginia	37	👎	27.0	44	👎	4.8	49	👎	2.8	9	👎	7.8
Pennsylvania	38	👎	26.5	37	👍	5.0	32	👎	4.1	34	👎	6.0
Minnesota	39	👍	26.3	6	👎	8.0	9	👎	6.4	49	👎	3.8
New Mexico	40	👍	25.7	48	👎	4.3	50	👎	2.3	5	👎	8.5
Connecticut	41	👎	25.4	47	👎	4.7	20	👍	4.7	42	👎	5.5
Illinois	42	👎	25.1	40	👎	5.0	31	👎	4.2	38	👎	5.6
California	43	👎	25.0	45	👎	4.7	43	👍	3.4	28	👍	6.5
Kentucky	44	👍	22.8	33	👎	5.4	44	👎	3.3	39	👎	5.6
New York	45	👎	22.6	31	👎	5.5	47	👎	3.3	40	👎	5.6
Ohio	46	👎	22.6	34	👎	5.4	25	👎	4.3	46	👎	4.8
Rhode Island	47	👍	21.5	21	👎	6.2	41	👎	3.6	47	👎	4.8
Arkansas	48	👎	21.3	10	👎	7.7	45	👎	3.3	48	👎	4.4
Louisiana	49	👎	20.6	41	👍	4.9	48	👎	2.8	36	👎	5.8
Delaware	50	👎	12.7	38	👎	5.0	38	👎	3.8	50	👎	3.0