

Rhode Island remained in 47th place on RI Center for Freedom & Prosperity's Jobs & Opportunity Index (JOI) for December. The eight of 12 datapoints that changed for this iteration were a mixed bag, but overall, the implications aren't good.

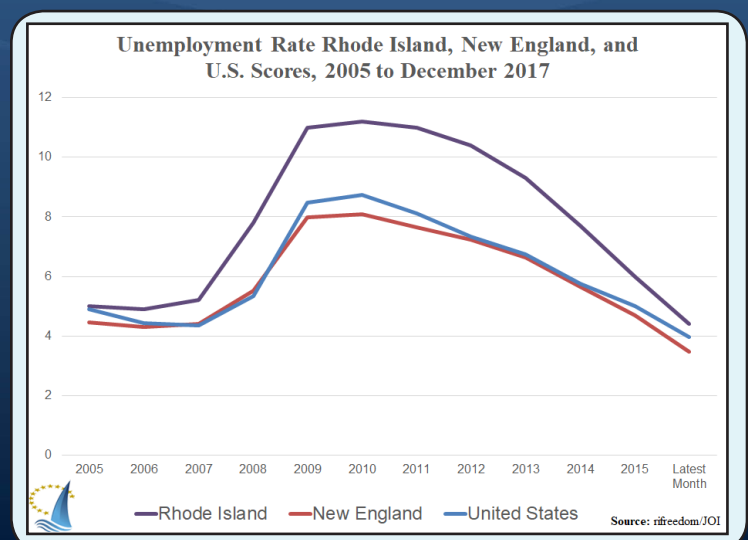
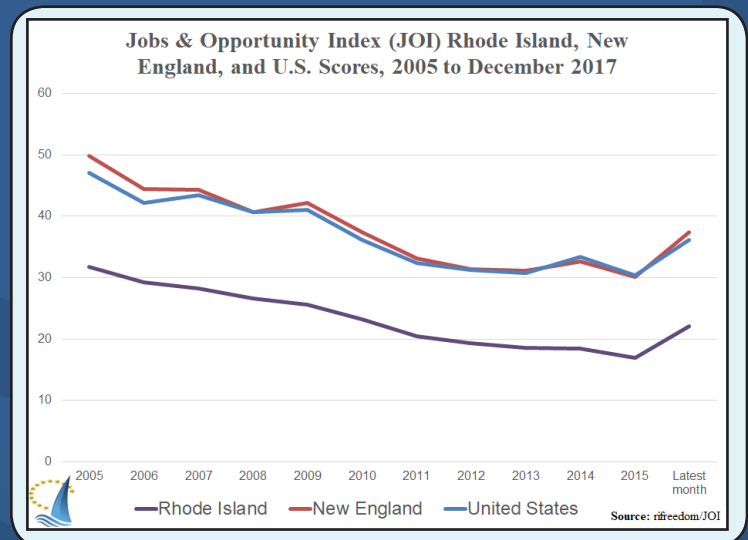
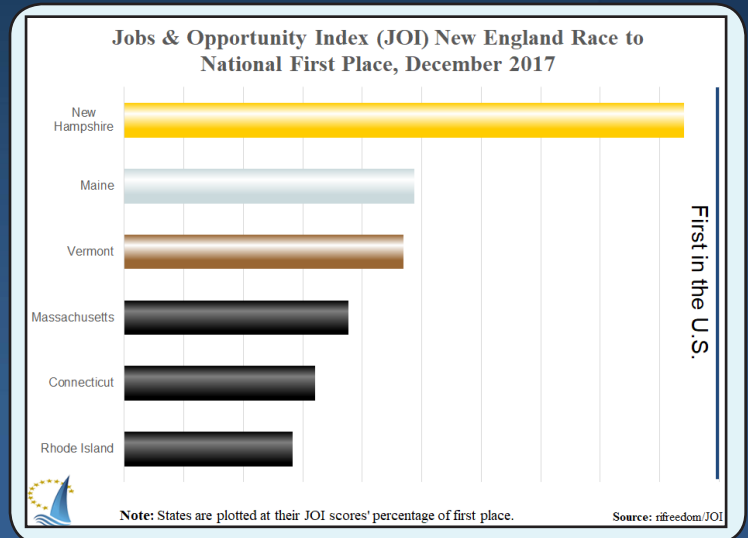
Employment was down again, 372 from the previously recorded number, while labor force edged up 172. RI-based jobs slipped by 400. However, alternative measures of employment improved: 400 fewer long-term unemployed, 600 fewer marginally attached workers, and 800 fewer people employed only part time unwillingly. Medicaid enrollment also improved, decreasing by 3,701 enrollees, but that improvement in welfare was inverted by a 7,699 jump in SNAP (food stamps), probably resulting from resolution of the state's backlog of applications.

The first chart at right shows Rhode Island still in the last position in New England, 47th in the country. Regional leader New Hampshire is still in 2nd place, nationally, behind Wyoming. Maine overtook Vermont, however, as the the states exchanged their prior places of 18th and 20th. Massachusetts fell two slots to 33rd, while Connecticut fell one spot deeper into the bottom 10, now 42nd.

The second chart shows the gap between RI and New England and the United States on JOI. In both cases, RI's gap eased a little. Switching to the official unemployment rate, RI's gap also narrowed.

Results for the three underlying JOI factors were:

- **Job Outlook Factor** (optimism that adequate work is available): RI improved to 18th.
- **Freedom Factor** (the level of work against reliance on welfare programs): RI remained 41st.
- **Prosperity Factor** (the financial motivation of income versus taxes): RI remained 47th.



Jobs > Jobs & Opportunity Index (JOI) > Monthly Snapshot > December 2017 > 2

	JOI			Job Outlook Factor			Freedom Factor			Prosperity Factor		
	Rank	Trend	Score	Rank	Trend	Score	Rank	Trend	Score	Rank	Trend	Score
Wyoming	1	👍	78.1	19	👍	6.6	1	👍	10.0	3	👍	8.9
New Hampshire	2	👍	73.4	7	👍	8.0	4	👍	8.1	2	👍	9.1
Utah	3	👍	67.9	17	👎	7.5	2	👍	9.8	14	👍	7.5
North Dakota	4	👍	63.2	1	👍	10.0	3	👍	9.3	27	👍	6.6
South Dakota	5	👍	53.2	3	👎	8.6	8	👍	6.8	19	👍	7.2
Virginia	6	👍	51.6	24	👍	6.4	7	👍	7.4	18	👍	7.3
Kansas	7	👎	51.1	11	👍	7.8	6	👎	7.5	25	👍	6.7
Idaho	8	👍	48.1	14	👎	7.7	11	👍	5.5	10	👍	7.7
Colorado	9	👍	45.3	6	👍	8.1	15	👍	5.0	16	👍	7.4
Iowa	10	👍	44.7	4	👍	8.5	14	👍	5.1	20	👍	7.1
South Carolina	11	👍	44.3	20	👎	6.6	24	👍	4.3	4	👍	8.7
Nebraska	12	👍	42.4	5	👍	8.4	5	👍	7.8	44	👍	5.3
Hawaii	13	👍	41.6	8	👍	8.0	27	👎	4.1	13	👍	7.6
Montana	14	👎	41.1	25	👎	6.3	30	👎	4.1	6	👍	8.4
Wisconsin	15	👎	40.9	10	👍	7.8	10	👍	5.7	31	👍	6.3
Oklahoma	16	👍	38.8	16	👍	7.5	33	👍	4.0	17	👍	7.4
Alabama	17	👍	38.6	30	👍	6.1	34	👍	4.0	7	👍	8.2
Maine	18	👍	38.1	23	👍	6.5	23	👍	4.3	15	👍	7.5
Alaska	19	👎	37.3	50	👍	4.0	40	👍	3.6	1	👍	10.0
Vermont	20	👎	36.6	9	👎	7.9	22	👍	4.4	29	👍	6.5
Maryland	21	👍	35.4	31	👎	6.0	18	👍	4.8	24	👍	6.8
Indiana	22	👎	35.1	12	👎	7.7	17	👍	4.9	35	👍	6.0
North Carolina	23	👍	34.4	27	👍	6.3	16	👍	5.0	33	👍	6.3
Arizona	24	👍	33.9	38	👍	5.3	37	👍	3.7	8	👍	7.9
Texas	25	👎	33.1	26	👎	6.3	36	👎	3.9	22	👍	7.0
Missouri	26	👍	32.9	13	👍	7.7	12	👎	5.5	45	👍	5.3
Nevada	27	👍	32.8	48	👍	4.6	28	👍	4.1	11	👍	7.6
Oregon	28	👍	32.2	28	👎	6.2	38	👍	3.7	21	👍	7.0
Washington	29	👎	32.0	35	👎	5.6	26	👍	4.2	23	👍	6.8
Georgia	30	👍	31.6	36	👍	5.4	20	👍	4.7	30	👍	6.4
Mississippi	31	👍	29.8	40	👍	5.1	45	👍	3.2	12	👍	7.6
Michigan	32	👍	29.5	32	👍	5.8	31	👍	4.1	32	👍	6.3
Massachusetts	33	👎	29.4	21	👎	6.6	19	👍	4.7	41	👍	5.5
New Jersey	34	👍	28.3	42	👍	5.1	13	👍	5.4	43	👍	5.4
Tennessee	35	👍	27.8	22	👍	6.5	35	👍	3.9	37	👍	5.8
West Virginia	36	👍	27.1	46	👎	4.8	49	👍	2.7	9	👍	7.8
Minnesota	37	👍	26.9	2	👍	8.7	9	👍	6.3	49	👍	3.8
Pennsylvania	38	👍	26.6	39	👎	5.2	32	👍	4.1	34	👍	6.0
New Mexico	39	👍	26.2	49	👎	4.5	50	👍	2.3	5	👍	8.5
Illinois	40	👍	25.7	37	👍	5.3	29	👍	4.1	38	👍	5.6
California	41	👍	25.7	44	👍	5.1	42	👍	3.3	28	👍	6.5
Connecticut	42	👎	25.1	47	👍	4.6	21	👎	4.6	42	👍	5.5
Florida	43	👎	24.8	43	👍	5.1	47	👎	3.0	26	👍	6.7
Kentucky	44	👍	24.2	29	👍	6.2	43	👍	3.3	39	👍	5.6
New York	45	👍	23.0	33	👎	5.7	46	👍	3.2	40	👍	5.6
Ohio	46	👍	23.0	34	👍	5.7	25	👍	4.2	46	👍	4.8
Rhode Island	47	👍	22.0	18	👍	6.6	41	👍	3.6	47	👍	4.8
Louisiana	48	👍	20.9	41	👍	5.1	48	👍	2.8	36	👍	5.8
Arkansas	49	👎	20.8	15	👎	7.5	44	👍	3.2	48	👍	4.4
Delaware	50	👍	12.5	45	👎	5.0	39	👎	3.7	50	👍	3.0