

Given the short time between reports, only three of the 12 datapoints of the RI Center for Freedom & Prosperity's Jobs & Opportunity Index (JOI) have changed for February, but the changes are important. After a disappointing downward revision of Rhode Island's employment data from the Bureau of Labor Statistics (BLS) wiped away most of the employment progress Rhode Islanders had made in 2018, February showed an additional downturn. That downturn didn't change the index ranking or the subrankings, so the Ocean State is still 47th in the country.

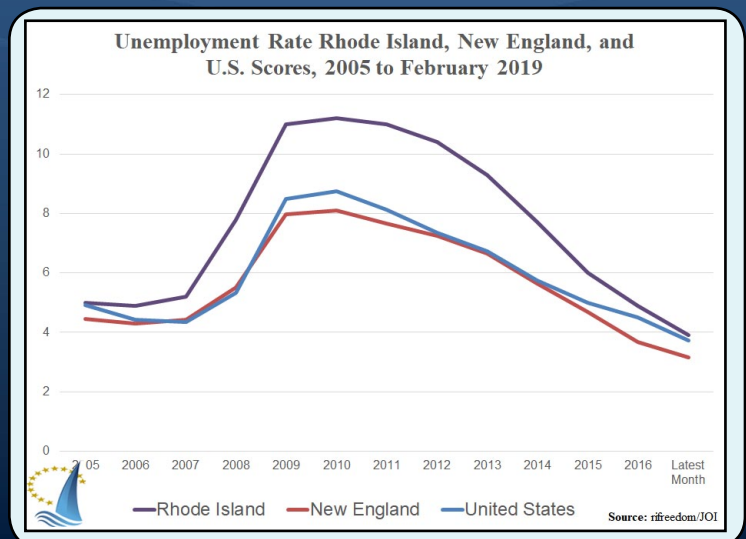
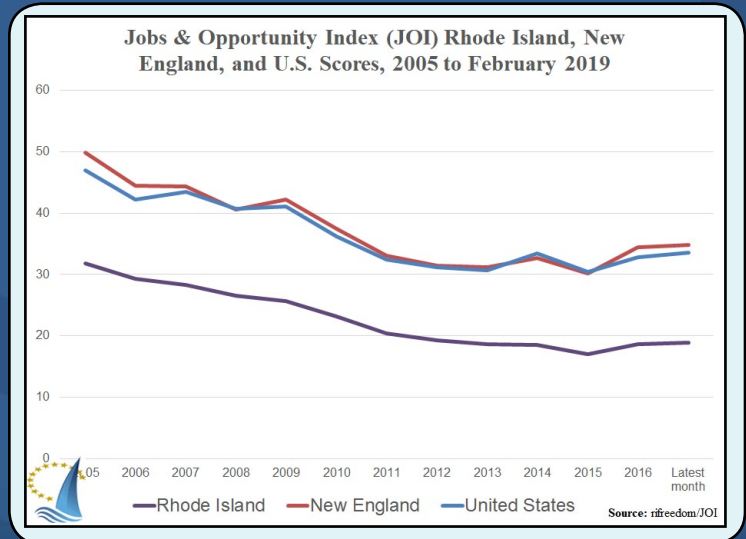
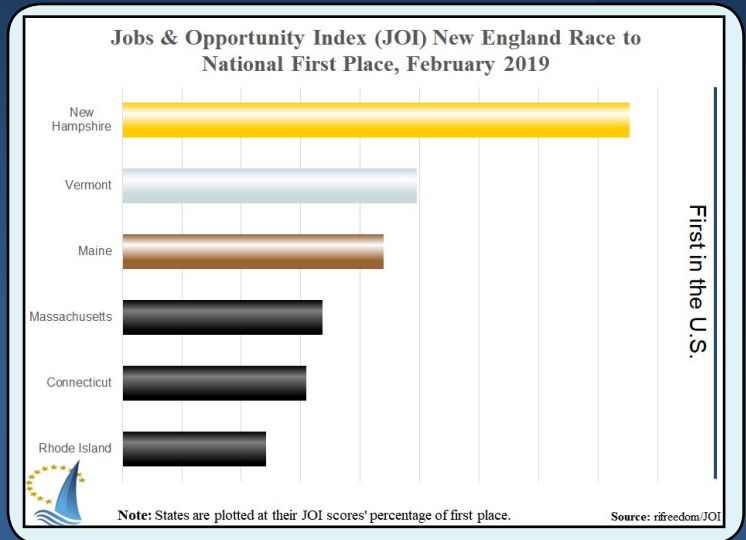
Employment was down another 570 people from the first-reported number for January, and the labor force dropped 951. An additional 1,400 jobs based within the state joined the 9,000 that disappeared the month before.

The first chart at right shows RI remaining last in New England on JOI. Although underlying scores moved, the three measures that changed did not cause any variation in rank from the month before across the country.

In New England, New Hampshire leads the region, in 3rd place, nationally. Vermont remained in 12th place, and Maine in 18th. Massachusetts is still 36th, and Connecticut stands at 42nd.

The second chart shows the gaps between RI and New England and the United States on JOI, both staying about the same. That was true of the third chart, also, which shows the gaps in the official unemployment rate. Results for the three underlying JOI factors were:

- **Job Outlook Factor** (optimism that adequate work is available): RI remained 24th.
- **Freedom Factor** (the level of work against reliance on welfare programs): RI remained 42nd.
- **Prosperity Factor** (the financial motivation of income versus taxes): RI remained 47th.



Jobs > Jobs & Opportunity Index (JOI) > Monthly Snapshot > February 2019 > 2

	JOI			Job Outlook Factor			Freedom Factor			Prosperity Factor		
	Rank	Trend	Score	Rank	Trend	Score	Rank	Trend	Score	Rank	Trend	Score
Wyoming	1	👉	78.0	18	👉	5.5	1	👉	10.0	2	👉	9.3
Utah	2	👉	72.5	4	👉	7.7	2	👉	9.9	10	👉	7.9
New Hampshire	3	👉	66.6	9	👉	6.8	4	👉	7.9	3	👉	8.8
North Dakota	4	👉	53.9	1	👉	10.0	3	👉	8.7	35	👉	5.9
Kansas	5	👉	48.3	5	👉	7.7	6	👉	7.1	29	👉	6.6
South Dakota	6	👉	47.8	7	👉	7.0	8	👉	6.6	21	👉	7.1
Virginia	7	👉	47.5	15	👉	6.0	7	👉	6.9	20	👉	7.2
Idaho	8	👉	46.9	8	👉	6.9	10	👉	5.5	11	👉	7.8
Colorado	9	👉	40.3	12	👉	6.5	16	👉	4.8	17	👉	7.5
Iowa	10	👉	40.2	2	👉	7.8	18	👉	4.7	22	👉	6.9
South Carolina	11	👉	40.2	17	👉	5.6	26	👉	4.0	4	👉	8.8
Vermont	12	👉	38.6	10	👉	6.7	24	👉	4.1	16	👉	7.7
Wisconsin	13	👉	38.4	11	👉	6.7	12	👉	5.4	28	👉	6.6
Nebraska	14	👉	37.6	6	👉	7.0	5	👉	7.3	44	👉	5.2
Montana	15	👉	37.1	22	👉	5.4	37	👉	3.8	5	👉	8.6
Texas	16	👉	35.5	20	👉	5.5	14	👉	5.0	23	👉	6.9
Alabama	17	👉	34.7	23	👉	5.3	36	👉	3.8	8	👉	8.0
Maine	18	👉	34.2	34	👉	4.9	23	👉	4.2	14	👉	7.8
Hawaii	19	👉	33.2	16	👉	5.9	32	👎	3.9	19	👉	7.2
Alaska	20	👉	32.7	50	👉	3.3	41	👉	3.3	1	👉	10.0
North Carolina	21	👉	32.5	29	👉	5.1	15	👉	4.9	30	👉	6.6
Oklahoma	22	👉	32.3	32	👉	4.9	34	👉	3.8	15	👉	7.7
Indiana	23	👉	31.8	13	👉	6.4	17	👉	4.8	34	👉	5.9
Arizona	24	👉	31.6	42	👉	4.4	38	👉	3.7	9	👉	8.0
Nevada	25	👉	31.4	46	👉	4.1	30	👉	4.0	12	👉	7.8
Maryland	26	👉	30.5	38	👉	4.7	20	👉	4.4	25	👉	6.7
Mississippi	27	👉	30.1	43	👉	4.4	44	👉	3.2	7	👉	8.3
Oregon	28	👉	29.5	33	👉	4.9	40	👉	3.5	18	👉	7.4
Florida	29	👉	29.0	31	👉	5.0	31	👎	3.9	24	👉	6.7
Washington	30	👉	28.9	35	👎	4.8	28	👉	4.0	26	👉	6.7
Georgia	31	👉	28.9	37	👉	4.7	21	👉	4.4	31	👉	6.4
New Jersey	32	👉	27.9	39	👉	4.6	13	👉	5.2	42	👉	5.6
Missouri	33	👉	27.8	19	👉	5.5	11	👉	5.4	45	👉	5.1
Michigan	34	👉	27.8	27	👉	5.2	33	👉	3.9	32	👉	6.4
Tennessee	35	👉	27.5	14	👉	6.2	29	👉	4.0	38	👉	5.8
Massachusetts	36	👉	26.3	25	👉	5.2	19	👉	4.5	43	👉	5.5
Minnesota	37	👉	25.3	3	👉	7.7	9	👉	5.9	49	👉	3.8
New Mexico	38	👉	24.7	45	👉	4.2	50	👉	2.2	6	👉	8.6
Illinois	39	👉	24.4	36	👎	4.8	27	👉	4.0	40	👉	5.7
Pennsylvania	40	👉	24.4	41	👉	4.5	35	👉	3.8	33	👉	6.0
West Virginia	41	👉	24.3	48	👉	4.0	48	👉	2.6	13	👉	7.8
Connecticut	42	👉	24.1	49	👉	3.8	22	👉	4.3	36	👉	5.9
California	43	👉	23.6	44	👉	4.3	46	👉	3.2	27	👉	6.6
Kentucky	44	👉	21.9	26	👉	5.2	43	👉	3.2	41	👉	5.6
Ohio	45	👉	21.9	30	👉	5.0	25	👉	4.0	46	👉	5.0
New York	46	👉	20.4	40	👉	4.5	47	👉	3.0	37	👉	5.8
Rhode Island	47	👉	18.9	24	👉	5.2	42	👉	3.2	47	👉	4.8
Louisiana	48	👉	17.9	47	👉	4.1	49	👉	2.6	39	👉	5.7
Arkansas	49	👉	17.2	28	👉	5.1	45	👉	3.2	48	👉	4.4
Delaware	50	👉	14.7	21	👉	5.4	39	👉	3.6	50	👉	3.5